



MODULAR WALL CABINET HEAVY-DUTY

MODEL NO: **APMS13, APMS14**

Thank you for purchasing a Sealey product. Manufactured to a high standard, this product will, if used according to these instructions, and properly maintained, give you years of trouble free performance.

IMPORTANT: PLEASE READ THESE INSTRUCTIONS CAREFULLY. NOTE THE SAFE OPERATIONAL REQUIREMENTS, WARNINGS & CAUTIONS. USE THE PRODUCT CORRECTLY AND WITH CARE FOR THE PURPOSE FOR WHICH IT IS INTENDED. FAILURE TO DO SO MAY CAUSE DAMAGE AND/OR PERSONAL INJURY AND WILL INVALIDATE THE WARRANTY. KEEP THESE INSTRUCTIONS SAFE FOR FUTURE USE.



Refer to
instructions



Wear protective
gloves



Wear safety
footwear

1. SAFETY

- ☐ **WARNING!** Ensure Health & Safety, local authority, and general workshop practice regulations are adhered to when using these cabinets.
- ☒ Locate the cabinets in a suitable area.
- ☒ Keep the work area clean, uncluttered and ensure there is adequate lighting.
- ☐ **WARNING!** Use the cabinets on level and solid ground, preferably concrete.
- ☒ Keep the cabinets clean and tidy in accordance with good workshop practice.
- ☒ Keep children and unauthorised persons away from the work area.
- ☒ **DO NOT** use these cabinets for any purpose other than that for which they are designed.
- ☒ **DO NOT** use the cabinets outdoors.
- ☒ **DO NOT** place the cabinets in a damp or wet location or an area where there is condensation.
- ☒ **DO NOT** clean the units with any solvents which may damage the surfaces or the protective coating.

2. INTRODUCTION

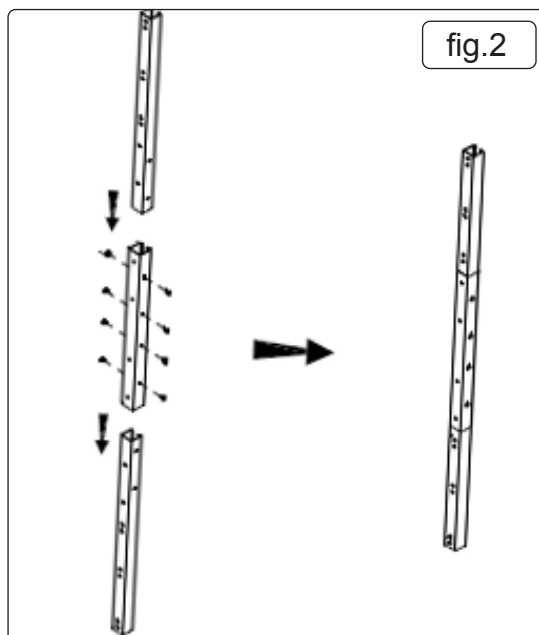
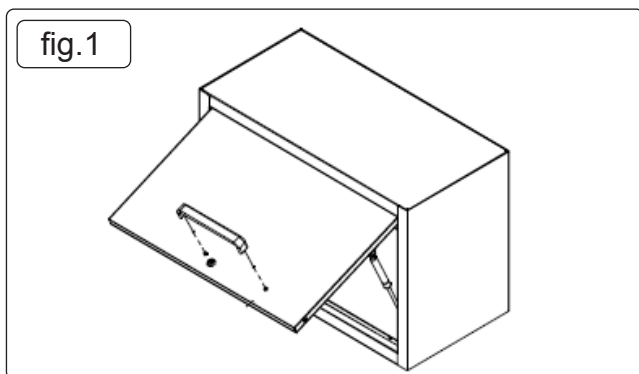
Heavy-duty high end Modular Garage Storage System with an appearance to enhance any garage or workshop. Built to withstand the rigors of any garage environment. Versatile and durable steel construction that will last for years. Easily adjusts to specific needs; purchase a single base cabinet or create a full garage storage system.

3. SPECIFICATION

Model No:.....**APMS13**.....**APMS14**
Overall Size (W x D x H):775 x 380 x 510mm 1550 x 380 x 510mm
Nett Weight:27.02Kg 41.15Kg

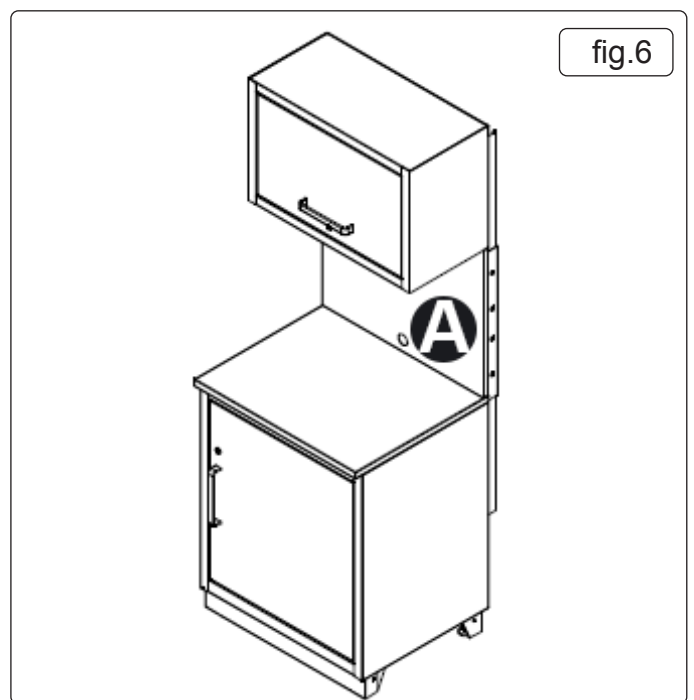
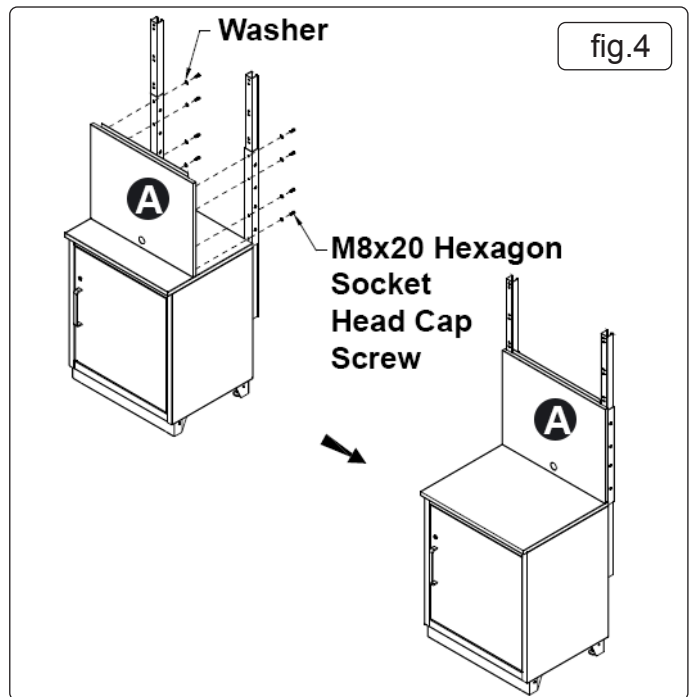
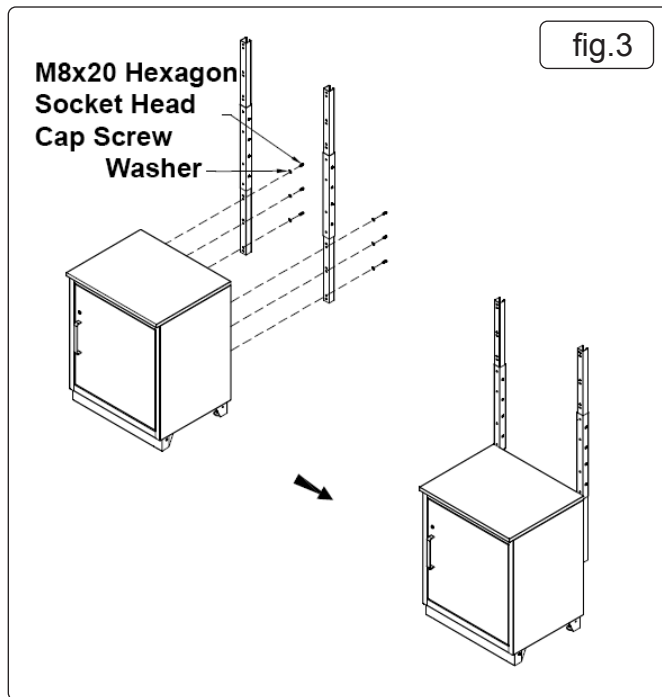
4. ASSEMBLY

- 4.1. Assembly for APMS13 and APMS14 is the same process. It is recommended that adequate assistance from at least one other person is used to lift the Wall Cabinets onto the posts.
- 4.2. **FIT HANDLE**
 - 4.2.1. Fit handle using M4x5 cross head screw (see fig.1).
- 4.3. **BUILD POSTS**
 - 4.3.1. Connect the posts using 8x M6x12 cross head screws (see fig.2).
 - 4.3.2. Fit posts to rear of Floor Cabinets using 6x M8x20 hexagon socket head cap screws and washers (see fig.3).
- 4.4. **FIT BACK PANEL** (Back Panel 'A' in figures, separate purchase (APMS10) 775mm (APMS11) 1550mm)
 - 4.4.1. Fit the Back Panel to the posts using 8 pairs of M8x20 hexagon socket cap screws and washers (see fig.4).



4.5. FIT WALL CABINET

- 4.5.1. Fit the Wall Cabinet to the posts from inside the Wall Cabinet, using 6 pairs of M8x20 hexagon socket cap screws and washers (see fig.5).



ENVIRONMENT PROTECTION

Recycle unwanted materials instead of disposing of them as waste. All tools, accessories and packaging should be sorted, taken to a recycling centre and disposed of in a manner which is compatible with the environment. When the product becomes completely unserviceable and requires disposal, drain any fluids (if applicable) into approved containers and dispose of the product and fluids according to local regulations.

Note: It is our policy to continually improve products and as such we reserve the right to alter data, specifications and component parts without prior notice.

Important: No Liability is accepted for incorrect use of this product.

Warranty: Guarantee is 12 months from purchase date, proof of which is required for any claim.



REGISTER YOUR PURCHASE HERE

Jack Sealey Ltd t/a Sealey Group, Kempson Way, Suffolk Business Park, Bury St Edmunds, Suffolk, IP32 7AR UK
Jack Sealey (EU) Ltd t/a Sealey Group, Farney Street, Carrickmacross, Co. Monaghan, A81 PK68 Ireland
Tel: 01284 757500 • Email: sales@sealey.co.uk • Web: www.sealey.co.uk